

# HD3114B HANDHELD BAROMETRIC DATA LOGGER

---



- Built-in precision barometric sensor
- Calculation of altimetric parameters **QNH**, **QFE** and **QFF** used in aeronautics and meteorology
- One input for temperature, relative humidity and pressure SICRAM probes
- Automatic recognition of the probes
- Colour graphic display
- Graph display of a measure
- Configurable measuring unit
- Data logging function with programming of auto start and auto stop
- Data storing on SD card for long logging duration
- Automatic creation of pdf reports
- HOLD and REL (relative measure) functions
- Detection of minimum, average and maximum values
- Password protected configuration
- USB connection to PC
- Serial output for printer
- Rechargeable Battery
- Auto power off (configurable and excludable)

## DESCRIPTION

---

**HD3114B** is a pressure, temperature and humidity handheld data logger with a large (43 x 58 mm) color graphic LCD display.

The instrument has a built-in precision barometric sensor for the measurement of the atmospheric pressure and the calculation of the following barometric and altimetric derived parameters: **barometric tendency** (numerical) **and trend** (decrease, steady, increase), **altitude**, **QNH** (atmospheric pressure at mean sea level calculated considering the international standard atmosphere - ISA), **QFE** (atmospheric pressure at ground level) and **QFF** (atmospheric pressure at mean sea level calculated considering the real temperature). The instrument can display the internal temperature of the barometric sensor.

The input for SICRAM probes (intelligent and interchangeable probes capable to store calibration data into memory) allows connecting:

- 4-wire Pt100 temperature probes.
- Temperature and relative humidity combined probes.
- TP704/TP705 absolute/relative/differential probes with PP471 module.

The type of SICRAM probe connected is automatically recognized by the instrument. The probes are supplied factory-calibrated and are interchangeable. Calibration reports or certificates are available upon request.

By connecting a combined temperature and relative humidity probe, the instrument calculates the quantities derived from humidity: dew point temperature, wet bulb temperature, absolute humidity, mixing ratio, partial vapor pressure, saturated vapor pressure, enthalpy. Moreover, the DI discomfort index and the NET (Net Effective Temperature) index are calculated.

Simultaneous display of three variables in numerical form. Real time visualization on display of the graph of a measured variable.

Measurement units selectable according to the measured physical quantity.

Data logging function with data storing in CSV format directly to the SD type memory card, for a long

duration of the logging (for example, with a 4GB SD card, the duration of the logging is in the order of months, even when recording many quantities with the minimum logging interval equal to 1 second). Storage interval configurable by the user. Automatic or manual start and stop of the logging. Storing of date and time of each recorded sample. Automatic creation of measurement reports in PDF format on the memory card.

Manual (it captures the current measurement at simply pushing a key) or automatic (it acquires the current measurement once per second) RECORD function for the calculation of minimum, medium and maximum values measured.



**Report in PDF format with graphs and tables**

HOLD function (it freezes the current measurements on display) and REL function (difference compared to a stored value).

Password protected functions. A "Quick Help" on the display helps using the instrument functions.

The USB Port with mini-USB connector for PC connection is meant for configuration and download of the acquired data. The **DeltaLog9** application software is downloadable from Delta OHM website. The USB port can operate in "HID" (Human Interface Device) or "Virtual COM" mode. The "HID" mode has the advantage of not requiring the installation of USB drivers: when the instrument is connected to the PC, the Windows® operating system recognizes the instrument automatically and uses the drivers that are already included in the operating system. The "Virtual COM" mode allows communicating with the instrument by sending commands via a generic serial communication program.

It has the MSD (Mass Storage Device) under which the instrument is considered by the PC an SD card reader, thus allowing direct access to the memory card to view, copy or delete the recorded files.

Serial output for printing the visualized measures on a printer with RS232C input. Baud Rate adjustable from 1200 to 115200.

```

HD3114B
sn 16020975

A HONEYWELL IPT
sn 00031695
cal factory

B SICRAM RH-Pt100
sn 16002559
cal factory

2016-10-04 16:33:31
101910 Pa
B1 50.7 RH%
B2 24.79 °C
    
```

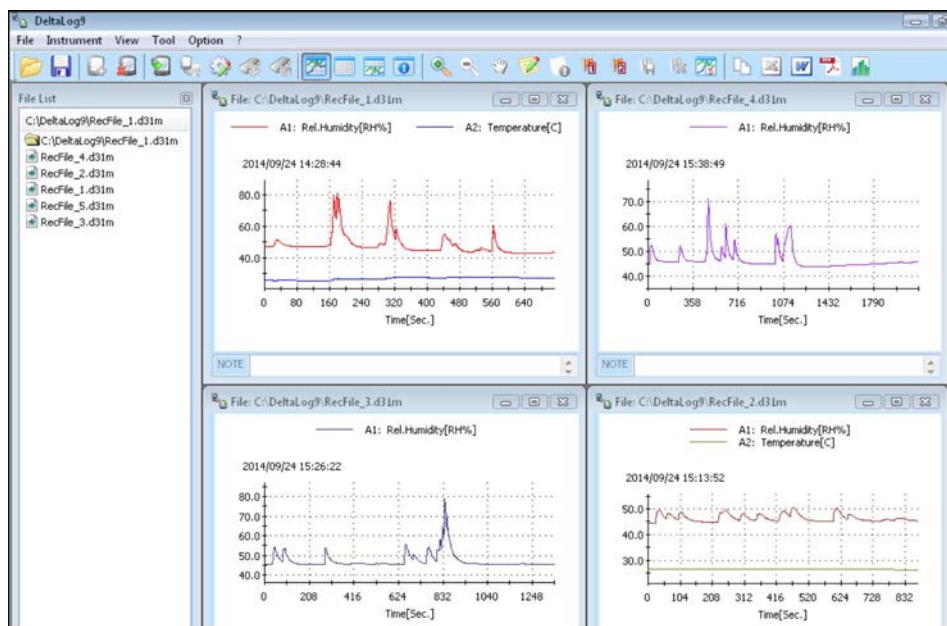
**Example of the measurement print out**

Rechargeable lithium-ion battery. Auto power off (excludable) after an idle time configurable by the user (2, 5, 10, 15, 20 or 30 minutes) to preserve the battery charge. External power supply through USB port (with mini-USB connector) by connecting a **5 Vdc** adapter or the USB port (at least 500 mA) of a PC. With external power supply connected, the battery is recharged and the auto power off is automatically deactivated.



The instrument is supplied with a sturdy protective rubber shell, provided with magnet and removable back support.



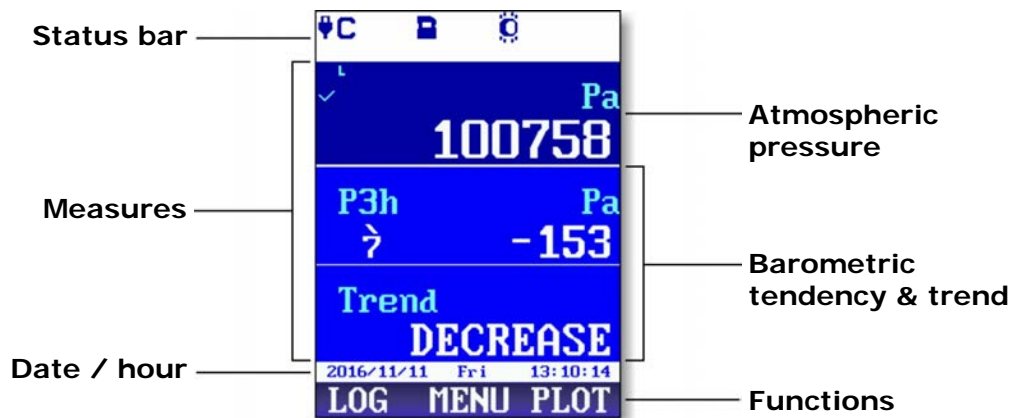
**Protection shell with support**



**Software DeltaLog 9**



**Instrument description**



**LCD description**



Real time measurement graph



HELP functions on the display

## TECHNICAL CHARACTERISTICS

### Atmospheric pressure

|  |   |
|--|---|
| <b>Sensor</b>                            | Precision piezo-resistive   |
| <b>Measuring range</b>                   | 0...1350 hPa  |
| <b>Resolution</b>                        | 0.01 hPa  |
| <b>Accuracy @ 23 °C</b>                  | ± 0.1 hPa (500...1200 hPa) / ± 0.2 hPa (remaining range)  |
| <b>Accuracy @ full temperature range</b> | ± 0.3 hPa (500...1200 hPa) / ± 0.4 hPa (remaining range)  |
| <b>Long-term stability</b>               | 0.25 hPa / year   |
| <b>Available units of measurement</b>    | Pa, hPa, kPa, mbar, bar, atm, mmHg, mmH <sub>2</sub> O, kgf/cm <sup>2</sup> , PSI, inHg, inH <sub>2</sub> O |

### Instrument

|                          |  |
|--------------------------|--|
| <b>Power supply</b>      | <b>Rechargeable</b> internal 3.7 V Lithium battery, capacity 2250 mA/h, JST 3-pole connector.<br><b>Optional</b> external 5 Vdc/1A power supply ( <b>SWD05</b> ) to be connected at the mini-USB connector of the instrument.<br>Powered by the PC USB port (at least 500 mA) when connected to the PC.                                |
| <b>Battery autonomy</b>  | 15 hours of continuous operation (typical duration starting from a fully charged battery and with one Pt100 probe connected). <b>The actual battery life depends on the type of the probe connected.</b>   |
| <b>Logging interval</b>  | 1, 5, 10, 15, 30 seconds / 1, 2, 5, 10, 15, 20, 30 minutes / 1 hour  |
| <b>Storage capacity</b>  | SD memory card with capacity up to 4 GB.<br>The logging duration depends on the number of logged quantities and on the capacity of the SD card employed. For example: with a 4GB SD card the duration of the logging is in the order of months, even when many quantities are recorded with the minimum logging interval equal to 1 s. |
| <b>Inputs</b>            | 1 input with 8-pole DIN45326 connector for Pt100 temperature probes, combined temperature and relative humidity probes, TP704/TP705 pressure probes with PP471 module.<br>The barometric sensor is integrated into the instrument.   |
| <b>Clock stability</b>   | 1 min/month maximum drift  |
| <b>Display</b>           | Color graphic LCD. Visible area 43 x 58 mm.  |
| <b>USB Connection</b>    | 1 USB port with mini-USB connector.  |
| <b>RS232C Connection</b> | 1 serial RS232C output with RJ12 (6P6C) connector for connecting to a serial printer. Baud Rate selectable from 1200 to 115200.  |

|                             |  |
|-----------------------------|--|
| <b>Auto power off</b>       | Configurable after 2, 5, 10, 15, 20 or 30 minutes from last pressure of a key, with battery supply. It can be disabled.<br>Automatically disabled when powered from external supply. |
| <b>Operating conditions</b> | -10 ... 60 °C, 0 ... 85% RH without condensation.  |
| <b>Storage temperature</b>  | -25 ... 65 °C  |
| <b>Materials</b>            | ABS, protective 55 shore rubber bands on the sides.<br>55 shore rubber protective shell.   |
| <b>Dimensions</b>           | 172x88x35 mm without rubber protection shell<br>180x102x46 mm with rubber protection shell   |
| <b>Weight</b>               | About 400 g (including batteries and protection shell)   |
| <b>Protection degree</b>    | IP 64  |

## TECHNICAL DATA OF SICRAM PROBES AND MODULES IN LINE WITH THE INSTRUMENT

### Temperature with Platinum sensors (PRT)

#### 4-wire Pt100 sensor temperature probes equipped with SICRAM module

| Model                                   | Type                          | Application range | Accuracy  |
|---|-------------------------------|-------------------|---|
| <b>TP472I</b>                           | Immersion                     | -196 °C...+500 °C | ±0.25 °C (-196 °C...+300 °C)<br>±0.5 °C (+300 °C...+500 °C) |
| <b>TP472I.O</b><br>1/3 DIN – Thin Film  | Immersion                     | -50 °C...+300 °C  | ±0.25 °C  |
| <b>TP473P.I</b>                         | Penetration                   | -50 °C...+400 °C  | ±0.25 °C (-50 °C...+300 °C)<br>±0.5 °C (+300 °C...+400 °C)  |
| <b>TP473P.O</b><br>1/3 DIN - Thin Film  | Penetration                   | -50 °C...+300 °C  | ±0.25 °C  |
| <b>TP474C.O</b><br>1/3 DIN - Thin Film  | Contact                       | -50 °C...+300 °C  | ±0.3 °C   |
| <b>TP475A.O</b><br>1/3 DIN - Thin Film  | Air                           | -50 °C...+250 °C  | ±0.3 °C   |
| <b>TP472I.5</b>                         | Immersion                     | -50 °C...+400 °C  | ±0.3 °C (-50 °C...+300 °C)<br>±0.6 °C (+300 °C...+400 °C)   |
| <b>TP472I.10</b>                        | Immersion                     | -50 °C...+400 °C  | ±0.3 °C (-50 °C...+300 °C)<br>±0.6 °C (+300 °C...+400 °C)   |
| <b>TP49A.I</b>                          | Immersion                     | -70 °C...+250 °C  | ±0.25 °C  |
| <b>TP49AC.I</b>                         | Contact                       | -70 °C...+250 °C  | ±0.25 °C  |
| <b>TP49AP.I</b>                         | Penetration                   | -70 °C...+250 °C  | ±0.25 °C  |
| <b>TP875.I</b>                          | Globe-thermometer<br>Ø 150 mm | -30 °C...+120 °C  | ±0.25 °C  |
| <b>TP876.I</b>                          | Globe-thermometer<br>Ø 50 mm  | -30 °C...+120 °C  | ±0.25 °C  |
| <b>TP87.O</b><br>1/3 DIN - Thin Film    | Immersion                     | -50 °C...+200 °C  | ±0.25 °C  |
| <b>TP878.O</b><br>1/3 DIN - Thin Film   | Photovoltaic                  | +4 °C...+85 °C    | ±0.25 °C  |
| <b>TP878.1.O</b><br>1/3 DIN - Thin Film | Photovoltaic                  | +4 °C...+85 °C    | ±0.25 °C  |
| <b>TP879.O</b><br>1/3 DIN - Thin Film   | Compost                       | -20 °C...+120 °C  | ±0.25 °C  |

#### Common characteristics

Resolution 0.01 °C from -200 °C to 350 °C / 0.1 °C from 350 °C to 800 °C  
Temperature drift @ 20 °C 0.003 %/°C

#### 4-wire Pt100 and 2-wire Pt1000 probes

| Model                                     | Type          | Application range | Accuracy |
|---|---------------|-------------------|----------|
| <b>TP47.100.O</b><br>1/3 DIN – Thin Film  | 4-wire Pt100  | -50...+250 °C     | 1/3 DIN  |
| <b>TP47.1000.O</b><br>1/3 DIN – Thin Film | 2-wire Pt1000 | -50...+250 °C     | 1/3 DIN  |
| <b>TP87.100.O</b><br>1/3 DIN – Thin Film  | 4-wire Pt100  | -50...+200 °C     | 1/3 DIN  |
| <b>TP87.1000.O</b><br>1/3 DIN – Thin Film | 2-wire Pt1000 | -50...+200 °C     | 1/3 DIN  |

#### Common characteristics

|                           |   |
|---------------------------|---|
| Resolution                | 0.01 °C from -200 °C to 350 °C / 0.1 °C from 350 °C to 800 °C |
| Temperature drift @ 20 °C |   |
| Pt100                     | 0.003 %/°C  |
| Pt1000                    | 0.005 %/°C  |

#### TP471 Module for **NO** SICRAM temperature probes with Platinum sensor (PRT).

|  |  |
|--|--|
| Resistance values of the sensor @ 0 °C | 25 Ω, 100 Ω, 500 Ω   |
| Measuring range Pt25, Pt100            | -200 °C ... +850 °C  |
| Measuring range Pt500                  | -200 °C ... +500 °C  |
| Accuracy with Pt25, Pt100 sensor       | ±0.03 °C up to 350 °C<br>±0.3 °C up to 850 °C                  |
| Accuracy with Pt500 sensor             | ±0.5 °C up to 500 °C   |
| Resolution                             | 0.01 °C from -200 °C to 350 °C<br>0.1 °C from 350 °C to 800 °C |
| Temperature drift @ 20 °C              | 0.002 %/°C   |
| Excitation current                     | 400 µA impulsive, Duration=100 ms, Period=1 s                  |

## Relative humidity and temperature

### Relative humidity and temperature probes equipped with SICRAM module

| Model            | Temperature sensor | Application range |                  | Accuracy  |          |
|------------------|--------------------|-------------------|------------------|---|----------|
|                  |                    | %RH               | Temperature      | %RH   | Temp     |
| <b>HP472ACR</b>  | Pt100              | 0...100%RH        | -20 °C...+80 °C  | ±1.5% (0...85%RH)<br>±2.5% (85...100%RH)<br>@ T=15...35 °C<br><br>(2 + 1.5% measure)%<br>@ T= remaining field | ±0.3 °C  |
| <b>HP473ACR</b>  | Pt100              | 0...100%RH        | -20 °C...+80 °C  |   | ±0.3 °C  |
| <b>HP474ACR</b>  | Pt100              | 0...100%RH        | -40 °C...+150 °C |   | ±0.3 °C  |
| <b>HP475ACR</b>  | Pt100              | 0...100%RH        | -40 °C...+150 °C |   | ±0.3 °C  |
| <b>HP475AC1R</b> | Pt100              | 0...100%RH        | -40 °C...+180 °C |   | ±0.3 °C  |
| <b>HP477DCR</b>  | Pt100              | 0...100%RH        | -40 °C...+150 °C |   | ±0.3 °C  |
| <b>HP478ACR</b>  | Pt100              | 0...100%RH        | -40 °C...+150 °C |   | ±0.3 °C  |
| <b>HP480</b>     | Pt100              | 0...100%RH        | -40 °C...+60 °C  |   | ±0.25 °C |

#### Common characteristics

##### Relative Humidity

|   |                                   |
|---|-----------------------------------|
| Sensor                                    | Capacitive                        |
| Resolution                                | 0.1%RH                            |
| Temperature drift @ 20 °C                 | 0.02 %RH/°C                       |
| Response time %RH at constant temperature | 10 s (10→80 %RH; air speed=2 m/s) |

##### Temperature with Pt100 sensor

|                           |            |
|---------------------------|------------|
| Resolution                | 0.1 °C     |
| Temperature drift @ 20 °C | 0.003 %/°C |

### Protections and solutions for relative humidity and temperature probes

- P1** 200µm stainless steel grid protection for probes Ø26, thread M24x1.5. For temperatures up to 80 °C.
- P2** 20µm PE sintered polythene protection for probes Ø26, thread M24x1.5. For temperatures up to 80 °C.
- P3** 20µm sintered bronze protection for probes Ø26, thread M24x1.5. For temperatures up to 150 °C.
- P4** 20µm sintered PE complete cap for probes Ø26, thread M24x1.5. For temperatures up to 80 °C.
- P6** 10µm sintered stainless steel protection for probes Ø14, thread M12x1. For temperatures up to 180 °C.
- P7** 20µm PTFE protection for probes Ø14, thread M12x1. For temperatures up to 150 °C.
- P8** 20µm stainless steel grid and POCAN protection for probes Ø14, thread M12x1. For temperatures up to 150 °C.

to 100 °C.

**HD75** 75% RH saturated solution for checking the relative humidity sensor, complete with screw adaptor for probes Ø14, M12×1 thread.

**HD33** 33% RH saturated solution for checking the relative humidity sensor, complete with screw adaptor for probes Ø14, M12×1 thread.

## Pressure

**PP471** SICRAM module for the measurement of absolute, relative and differential pressure. It works with pressure probes of the series TP704 and TP705. It gives the instantaneous value and the peak of the pressure. The module is supplied with cable L=2m and 8-pole female DIN 45326 connector.

Accuracy ±0.05% of the full scale (f.s.)

Duration of the peak ≥ 5 ms

Accuracy of peak ±0.5% f.s.

Dead band of peak ≤ 2% f.s.

### Pressure probes of the series TP704 and TP705 to be connected to the PP471 module

| Full scale pressure | Maximum over-pressure | Resolution | ORDERING CODES         |  |                     | Accuracy from 20 to 25 °C | Working temperature | Connection  |
|---------------------|-----------------------|------------|------------------------|--|---------------------|---------------------------|---------------------|-------------|
|                     |                       |            | Differential pressure  | Relative pressure (with respect to atmosphere) | Absolute pressure   |                           |                     |             |
|                     |                       |            | NON insulated Membrane | Insulated membrane                             | Insulated membrane  |                           |                     |             |
| 10.0 mbar           | 20.0 mbar             | 0.01 mbar  | <b>TP705-10MBD</b>     |  |                     | 0.50 % FSO                | 0...60 °C           | Tube Ø 5 mm |
| 20.0 mbar           | 40.0 mbar             | 0.01 mbar  | <b>TP705-20MBD</b>     |  |                     | 0.50 % FSO                | 0...60 °C           | Tube Ø 5 mm |
| 50.0 mbar           | 100 mbar              | 0.01 mbar  | <b>TP705-50MBD</b>     |  |                     | 0.50 % FSO                | 0...60 °C           | Tube Ø 5 mm |
| 100 mbar            | 200 mbar              | 0.1 mbar   | <b>TP705-100MBD</b>    |  |                     | 0.25 % FSO                | 0...60 °C           | Tube Ø 5 mm |
|                     |                       |            |                        | <b>TP704-100MBGI</b>                           |                     | 0.25 % FSO                | -30...+80 °C        | ¼ BSP       |
| 200 mbar            | 400 mbar              | 0.1 mbar   | <b>TP705-200MBD</b>    |  |                     | 0.25 % FSO                | 0...60 °C           | Tube Ø 5 mm |
|                     |                       |            |                        | <b>TP704-200MBGI</b>                           |                     | 0.25 % FSO                | -30...80 °C         | ¼ BSP       |
| 400 mbar            | 1000 mbar             | 0.1 mbar   |                        | <b>TP704-400MBGI</b>                           |                     | 0.25 % FSO                | -40...125 °C        | ¼ BSP       |
| 500 mbar            | 1000 mbar             | 0.1 mbar   | <b>TP705-500MBD</b>    |  |                     | 0.25 % FSO                | 0...60 °C           | Tube Ø 5 mm |
| 600 mbar            | 1000 mbar             | 0.1 mbar   |                        | <b>TP704-600MBGI</b>                           |                     | 0.25 % FSO                | -40...125 °C        | ¼ BSP       |
| 1.00 bar            | 2.00 bar              | 1 mbar     | <b>TP705-1BD</b>       |  |                     | 0.25 % FSO                | 0...60 °C           | Tube Ø 5 mm |
|                     |                       |            |                        |  | <b>TP705BARO</b>    | 0.25 % FSO                | 0...60 °C           | Tube Ø 5 mm |
|                     |                       |            |                        | <b>TP704-1BGI</b>                              |                     | 0.25 % FSO                | -40...125 °C        | ¼ BSP       |
|                     |                       |            |                        |  | <b>TP704-1BAI</b>   | 0.25 % FSO                | -40...120 °C        | ¼ BSP       |
| 2.00 bar            | 4.00 bar              | 1 mbar     | <b>TP705-2BD</b>       |  |                     | 0.25 % FSO                | 0...60 °C           | Tube Ø 5 mm |
|                     |                       |            |                        | <b>TP704-2BGI</b>                              |                     | 0.25 % FSO                | -40...125 °C        | ¼ BSP       |
|                     |                       |            |                        |  | <b>TP704-2BAI</b>   | 0.25 % FSO                | -25...85 °C         | ¼ BSP       |
| 5.00 bar            | 10.00 bar             | 1 mbar     |                        | <b>TP704-5BGI</b>                              |                     | 0.25 % FSO                | -40...125 °C        | ¼ BSP       |
|                     |                       |            |                        |  | <b>TP704-5BAI</b>   | 0.25 % FSO                | -25...85 °C         | ¼ BSP       |
| 10.0 bar            | 20.0 bar              | 0.01 bar   |                        | <b>TP704-10BGI</b>                             |                     | 0.25 % FSO                | -40...125 °C        | ¼ BSP       |
|                     |                       |            |                        |  | <b>TP704-10BAI</b>  | 0.25 % FSO                | -25...85 °C         | ¼ BSP       |
| 20.0 bar            | 40.0 bar              | 0.01 bar   |                        | <b>TP704-20BGI</b>                             |                     | 0.25 % FSO                | -40...125 °C        | ¼ BSP       |
|                     |                       |            |                        |  | <b>TP704-20BAI</b>  | 0.25 % FSO                | -25...85 °C         | ¼ BSP       |
| 50.0 bar            | 100.0 bar             | 0.01 bar   |                        | <b>TP704-50BGI</b>                             |                     | 0.25 % FSO                | -40...125 °C        | ¼ BSP       |
|                     |                       |            |                        |  | <b>TP704-50BAI</b>  | 0.25 % FSO                | -25...85 °C         | ¼ BSP       |
| 100 bar             | 200 bar               | 0.1 bar    |                        | <b>TP704-100BGI</b>                            |                     | 0.25 % FSO                | -40...125 °C        | ¼ BSP       |
|                     |                       |            |                        |  | <b>TP704-100BAI</b> | 0.25 % FSO                | -25...85 °C         | ¼ BSP       |
| 200 bar             | 400 bar               | 0.1 bar    |                        | <b>TP704-200BGI</b>                            |                     | 0.25 % FSO                | -40...125 °C        | ¼ BSP       |
|                     |                       |            |                        |  | <b>TP704-200BAI</b> | 0.25 % FSO                | -25...85 °C         | ¼ BSP       |
| 500 bar             | 1000 bar              | 0.1 mbar   |                        | <b>TP704-500BGI</b>                            |                     | 0.25 % FSO                | -40...125 °C        | ¼ BSP       |
|                     | 700 bar               | 0.1 mbar   |                        |  | <b>TP704-500BAI</b> | 0.25 % FSO                | -25...85 °C         | ¼ BSP       |



## ORDERING CODES

**HD3114B** Temperature, humidity and pressure handheld data logger. Color graphic LCD display. Built-in precision barometric sensor. One input for Pt100 temperature probes, combined temperature and relative humidity probes, TP704/TP705 pressure probes with PP471 module. Direct logging on SD memory card. USB port for connection to PC or external power supply unit (**optional**). RS232C output for serial printer connection. Provided with: lithium ion rechargeable battery, SD card, rubber protection shell, instruction manual and case. **DeltaLog9** software downloadable from Delta OHM website is included.  
**Modules, probes, USB and serial connection cables, external power supply have to be ordered separately.**

### Accessories

**DeltaLog9** CD-ROM with software DeltaLog 9 for configuration, data download, monitor and PC data management. For Windows® operating systems.

**CP31** PC connecting cable with male mini-USB connector on instrument side and male A type USB connector on PC side

**CP31RS** RS232C connecting cable for serial printer. RJ12 connector on instrument side and 9-pole female Sub-D connector on printer side.

**SWD05** 100-240 Vac / 5 Vdc - 1 A power adapter.

**HD35-BAT1** 3.7 V lithium-ion **rechargeable** battery, capacity 2250 mA/h, 3-pole JST connector.

**HD40.1** 24-column portable thermal printer, serial interface, 57mm paper width, four NiMH 1.2V rechargeable batteries, SWD10 power supply, instruction manual, 5 thermal paper rolls.

**BAT-40** Spare battery pack for HD40.1 printer with built-in temperature sensor.

**RCT** Four rolls of thermal paper, width 57mm, diameter 32mm.

### Pt100 temperature probes equipped with SICRAM module

**TP472I** Immersion probe, Pt100 sensor. Stem Ø 3 mm, length 300 mm. Cable length 2 m.

**TP472I.0** Immersion probe, Pt100 sensor. Stem Ø 3 mm, length 230 mm. Cable length 2 m.

**TP473P.I** Penetration probe, Pt100 sensor. Stem Ø 4 mm, length 150 mm. Cable length 2 m.

**TP473P.0** Penetration probe, Pt100 sensor. Stem Ø 4 mm, length 150 mm. Cable length 2 m.

**TP474C.0** Contact probe, Pt100 sensor. Stem Ø 4 mm, length 230mm, contact surface Ø 5 mm. Cable length 2m.

**TP475A.0** Air probe, Pt100 sensor. Stem Ø 4mm, length 230mm. Cable length 2 m.

**TP472I.5** Immersion probe, Pt100 sensor. Stem Ø 6 mm, length 500 mm. Cable length 2 m.

**TP472I.10** Immersion probe, Pt100 sensor. Stem Ø 6 mm, length 1,000 mm. Cable length 2 m.

**TP49A.I** Immersion probe, Pt100 sensor. Stem Ø 2.7 mm, length 150 mm. Cable length 2 m. Aluminium handle.

**TP49AC.I** Contact probe, Pt100 sensor. Stem Ø 4 mm, length 150 mm. Cable length 2 m. Aluminium handle.

**TP49AP.I** Penetration probe, Pt100 sensor. Stem Ø 2.7 mm, length 150 mm. Cable length 2 m. Aluminium handle.

**TP875.I** Globe thermometer Ø 150 mm with handle, complete with SICRAM module. Cable length 2 m.

- TP876.I** Globe thermometer Ø 50 mm with handle, complete with SICRAM module. Cable length 2m.
- TP87.O** Immersion probe, Pt100 sensor. Stem Ø 3 mm, length 70 mm. Cable length 2 m.
- TP878.O** Contact probe for solar panels. Cable length 2 m.
- TP878.1.O** Contact probe for solar panels. Cable length 5 m.
- TP879.O** Penetration probe for compost. Stem Ø 8 mm, length 1 m. Cable length 2 m.

#### **Pt100 and Pt1000 temperature probes without SICRAM module**

- TP47.100.O** Direct 4 wires Pt100 sensor immersion probe. Probe's stem Ø 3mm, length 230 mm. Connection cable 4 wires with connector, length 2 m.
- TP47.1000.O** Pt1000 sensor immersion probe. Probe's stem Ø 3 mm, length 230 mm. Connection cable 2 wires with connector, length 2 m.
- TP87.100.O** Direct 4 wires Pt100 sensor immersion probe. Probe's stem Ø 3 mm, length 70 mm. Connection cable 4 wires with connector, length 2 m.
- TP87.1000.O** Pt1000 sensor immersion probe. Probe's stem Ø 3 mm, length 70 mm. Connection cable 2 wires with connector, length 2 m.

#### **Modules for NON SICRAM temperature probes**

- TP471** Module for the connection of **NO** SICRAM probes with Platinum (PRT) sensor: Works with Pt25, Pt100 and Pt500 probes. Designed for the connection of 4-wire sensors.

#### **Combined relative humidity and temperature probes equipped with SICRAM MODULE**

- HP472ACR** %RH and temperature combined probe, dimensions Ø 26x170 mm. Connection cable length 2 metres.
- HP473ACR** %RH and temperature combined probe. Handle dimensions Ø 26x130 mm, probe Ø 14x120 mm. Connection cable length 2 metres.
- HP474ACR** %RH and temperature combined probe. Handle dimensions Ø 26x130 mm, probe Ø 14x215 mm. Connection cable length 2 metres.
- HP475ACR** %RH and temperature combined probe. Connection cable length 2 metres. Handle Ø 26x110 mm. Stainless steel stem Ø 12x560 mm. Tip Ø 13.5x75 mm.
- HP475AC1R** %RH and temperature combined probe. Connection cable length 2 metres. Handle Ø 80 mm. Stainless steel stem Ø 14x480 mm.
- HP477DCR** %RH and temperature combined sword probe. Connection cable length 2 metres. Handle Ø26x110 mm. Probe's stem 18x4 mm, length 520 mm
- HP478ACR** %RH and temperature combined probe. Connection cable length 5 metres. Stem made of stainless steel Ø14x130 mm.
- HP480** Temperature and humidity probe for compressed air systems. Complete with SICRAM module. Connection cable length 2m. Fitted with sintered AISI 316 15µm filter, measuring chamber, air flow regulation valve and 3 quick couplings 1/4" (Italian, German and American standard).
- P1** 200µm stainless steel grid protection for probes Ø26, thread M24x1.5. For temperatures up to 80 °C.
- P2** 20µm PE sintered polythene protection for probes Ø26, thread M24x1.5. For temperatures up to 80 °C.
- P3** 20µm sintered bronze protection for probes Ø26, thread M24x1.5. For temperatures up to 150 °C.

|             |  |
|-------------|--|
| <b>P4</b>   | 20µm sintered PE complete cap for probes Ø26, thread M24x1.5. For temperatures up to 80 °C.                                    |
| <b>P6</b>   | 10µm sintered stainless steel protection for probes Ø14, thread M12x1. For temperatures up to 180 °C.                          |
| <b>P7</b>   | 20µm PTFE protection for probes Ø14, thread M12x1. For temperatures up to 150 °C.  |
| <b>P8</b>   | 20µm stainless steel grid and Poca protection for probes Ø14, thread M12x1. For temperatures up to 100 °C.                     |
| <b>HD75</b> | 75% RH saturated solution for checking the relative humidity sensor, complete with screw adaptor for probes Ø14, M12x1 thread. |
| <b>HD33</b> | 33% RH saturated solution for checking the relative humidity sensor, complete with screw adaptor for probes Ø14, M12x1 thread. |

### Probes and Modules for pressure measurement

|              |  |
|--------------|--|
| <b>PP471</b> | SICRAM module for the measurement of absolute, relative and differential pressure. Works with the pressure probes of the series TP704 and TP705. Supplied with cable L=2m and 8-pole DIN 45326 female connector. |
|--------------|--|

**For the pressure probes of the series TP704 and TP705 see the previous table.**