

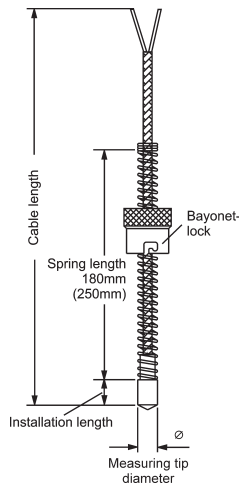
Temperature Sensor 7012 / 7112



Characteristics

- Thermocouple Fe-CuNi (type J); NiCr-Ni (type K)
- RTD Pt100, class B
- Thermowell material stainless steel 1.4571
- Measuring tip plane or angle 120°
- Cable type flexible fiberglass insulation with steel wire braiding or Teflon-Silicon-insulation

Dimensions



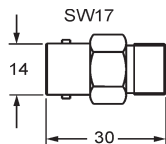
Accessories

Description

Thread adapter M10x1
Thread adapter M12x1
Thread adapter M12x1.75

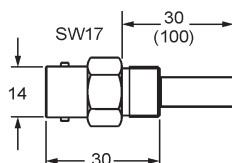
Ordering code

GN-40
GN-41
GN-49 (standard)



Thermowell R ¼ 30 mm length
Thermowell R ¼ 100 mm length

THR ¼ -SW17
THR ¼ -SW17-100



Ordering code

1. 2. 3. 4. 5. 6. 7. 8. 9. 10. 11.
□ - □ - □ - □ - □ - □ - □ - □ - □ - □ - □

| | |
|--|--|
| 1. Measuring element | |
| 7012/J | thermocouple Fe-CuNi (type J) |
| 7012/K | thermocouple NiCr-Ni (type K) |
| 7112 | Pt100 class B |
| 2. Number of elements | |
| 1 | |
| 2 | |
| 3. Connection type | |
| 2L | 2-wire |
| 3L | 3-wire (only 7112, Pt100) |
| 4L | 4-wire (only 7112, Pt100) |
| 4. Measuring tip diameter | |
| 6 | 6 mm |
| 8 | 8 mm |
| 5. Measuring tip type | |
| P | plane (flat tip) |
| W | angle 120° |
| 6. Installation length | |
| 15 | 15mm |
| 7. Spring length | |
| - | without |
| 180 | 180mm |
| 250 | 250mm |
| 8. Bayonet lock type | |
| VK14 | inner diameter 12.2mm |
| VK17 | inner diameter 14.5mm |
| 9. Cable type insulation | |
| EGL | flexible fiberglass with steel wire braiding |
| Te-Si | Teflon-Silicon up to 180°C |
| 10. Cable length (please state in clear text) | |
| X | length in mm |
| 11. Operating temperature | |
| 180°C | Teflon-Silicon-insulation |
| 400°C | Fiberglass insulation |

(other versions on request)

Stock

7012/J-1-2L-6-W-15-180-VK17-EGL-2000-400°C
7012/J-1-2L-8-W-15-180-VK17-EGL-2000-400°C
7112-1-2L-6-P-15-180-VK17-EGL-2000-400°C
7112-1-2L-6-W-15-180-VK17-EGL-2000-400°C
7112-1-2L-8-P-15-180-VK17-EGL-2000-400°C
7112-1-2L-8-W-15-180-VK17-EGL-2000-400°C
7112-2-2L-6-W-15-180-VK17-EGL-2000-400°C
7112-2-2L-8-W-15-180-VK17-EGL-2000-400°C